
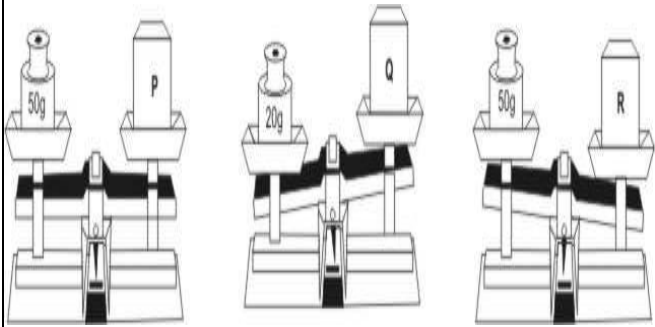







S.N	Folder Number & Question Code	Topic	Question with Answer Options	Image (If Any)	Correct Answer (Option-A, B, C, D)									
1	3_17 Science 1599	From Market to Home CH-15	In which list are all the given food items normally eaten after cooking?	NIL	D									
						Answer Options								
						Option A	Option B	Option C	Option D					
						tomato, apple, onion	banana, cucumber, radish	carrot, peas, beetroot	brinjal, cauliflower, potato					
2	4_23 Science 8928	From Market to Home CH-15	Most fruits are eaten raw. Some of them are eaten with skin and some without. Swati has made a table of fruits eaten with or without skin. She has made a mistake in listing the fruits. Which fruit has she listed in the wrong place?	<table border="1" style="width: 100%; text-align: center;"> <thead> <tr> <th>Fruits eaten with skin</th> <th>Fruits eaten without skin</th> </tr> </thead> <tbody> <tr> <td>Guava</td> <td>Orange</td> </tr> <tr> <td>Pineapple</td> <td>Custard Apple</td> </tr> <tr> <td>Grapes</td> <td>Pomegranate</td> </tr> </tbody> </table>		Fruits eaten with skin	Fruits eaten without skin	Guava	Orange	Pineapple	Custard Apple	Grapes	Pomegranate	D
				Fruits eaten with skin	Fruits eaten without skin									
				Guava	Orange									
				Pineapple	Custard Apple									
				Grapes	Pomegranate									
Answer Options														
Option A	Option B	Option C	Option D											
Custard Apple	Grapes	Pomegranate	Pineapple											


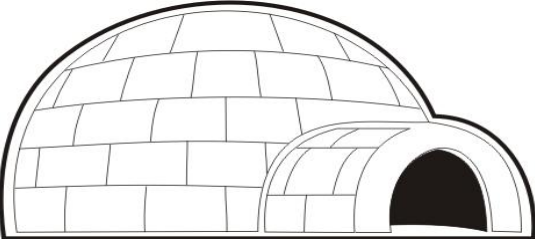
S. N	Folder Number & Question Code	Topic	Question with Answer Options	Image (If Any)	Correct Answer (Option-A, B, C, D)
3	4_24 Science 10150	From Market to Home CH-15	Identify this plant shown below:		A









Answer Options			
Option A	Option B	Option C	Option D
Drumstick	Papaya	Carrot	Pumpkin

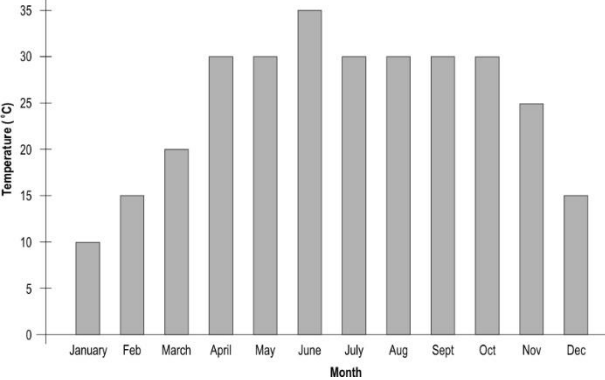
4	4_24 Science 10177	From Market to Home CH-15	Study the figure given below. Which of the blocks shown is the heaviest?		C
---	--------------------------	------------------------------	--	--	---

Answer Options			
Option A	Option B	Option C	Option D
P	Q	R	We cannot say for sure

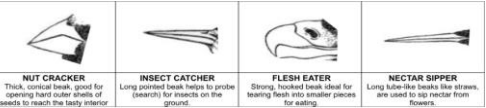

S. N	Folder Number & Question Code	Topic	Question with Answer Options	Image (If Any)	Correct Answer (Option-A, B, C, D)				
5	3_15 Science 3428	A Busy Month CH-16	Which animal probably made these footprints?		D				
						Answer Options			
						Option A	Option B	Option C	Option D
		 A.	 B.	 C.	 D.				
6	3_15 Science 3442	A Busy Month CH-16	Which of these shows' food-storing behaviour?	NIL	D				
						Answer Options			
						Option A	Option B	Option C	Option D
		a dog barking at a cat	a bird building a nest	a cockroach running from light	a squirrel burying nuts				

S. N	Folder Number & Question Code	Topic	Question with Answer Options	Image (If Any)	Correct Answer (Option-A, B, C, D)												
7	3_16 Science 2298	A Busy Month CH-16	Which of the following is likely to live in the home shown below?		C												
		<table border="1"> <thead> <tr> <th colspan="4">Answer Options</th> </tr> <tr> <th>Option A</th> <th>Option B</th> <th>Option C</th> <th>Option D</th> </tr> </thead> <tbody> <tr> <td>Honeybee</td> <td>Butterfly</td> <td>Weaver bird</td> <td>Squirrel</td> </tr> </tbody> </table>				Answer Options				Option A	Option B	Option C	Option D	Honeybee	Butterfly	Weaver bird	Squirrel
Answer Options																	
Option A	Option B	Option C	Option D														
Honeybee	Butterfly	Weaver bird	Squirrel														
8	3_16 Science 2307	A Busy Month CH-16	What is the object or structure shown in this picture?		C												
		<table border="1"> <thead> <tr> <th colspan="4">Answer Options</th> </tr> <tr> <th>Option A</th> <th>Option B</th> <th>Option C</th> <th>Option D</th> </tr> </thead> <tbody> <tr> <td>a planetarium</td> <td>a cave</td> <td>an igloo</td> <td>a tunnel</td> </tr> </tbody> </table>				Answer Options				Option A	Option B	Option C	Option D	a planetarium	a cave	an igloo	a tunnel
Answer Options																	
Option A	Option B	Option C	Option D														
a planetarium	a cave	an igloo	a tunnel														

S. N	Folder Number & Question Code	Topic	Question with Answer Options	Image (If Any)	Correct Answer (Option-A, B, C, D)
9	3_16 Science 2317	A Busy Month CH-16	Which of these is likely to be the footprint of a DOG?	NIL	A
Answer Options					
Option A		Option B		Option C	
 A.		 B.		 C.	
				 D.	
10	3_17 Science 1619	A Busy Month CH-16	Which of these animals has teeth meant for tearing flesh?	NIL	C
Answer Options					
Option A		Option B		Option C	
 A		 B		 C	
				 D	

S. N	Folder Number & Question Code	Topic	Question with Answer Options	Image (If Any)	Correct Answer (Option- A, B, C, D)																										
11	2_10 science 4057	A Busy Month CH-16	Which of these birds often makes its nest inside homes and buildings?		C																										
		<table border="1"> <thead> <tr> <th colspan="4" data-bbox="562 490 1906 529">Answer Options</th> </tr> <tr> <th data-bbox="562 529 953 574">Option A</th> <th data-bbox="953 529 1272 574">Option B</th> <th data-bbox="1272 529 1591 574">Option C</th> <th data-bbox="1591 529 1906 574">Option D</th> </tr> </thead> <tbody> <tr> <td data-bbox="562 574 953 630">crow</td> <td data-bbox="953 574 1272 630">Parrots</td> <td data-bbox="1272 574 1591 630">Pigeons</td> <td data-bbox="1591 574 1906 630">Peacock</td> </tr> <tr> <td data-bbox="562 630 953 691"></td> <td data-bbox="953 630 1272 691"></td> <td data-bbox="1272 630 1591 691"></td> <td data-bbox="1591 630 1906 691"></td> </tr> </tbody> </table>				Answer Options				Option A	Option B	Option C	Option D	crow	Parrots	Pigeons	Peacock														
Answer Options																															
Option A	Option B	Option C	Option D																												
crow	Parrots	Pigeons	Peacock																												
12	4_23 Science 8946	A Busy Month CH-16	<p>Use the information given in the graph and answer the question. The graph below gives the average monthly temperatures during a year in New Delhi.</p> <p>In which of these months was the average temperature higher than the previous month?</p>	 <table border="1"> <caption>Average Monthly Temperatures in New Delhi</caption> <thead> <tr> <th>Month</th> <th>Temperature (°C)</th> </tr> </thead> <tbody> <tr><td>January</td><td>10</td></tr> <tr><td>February</td><td>15</td></tr> <tr><td>March</td><td>20</td></tr> <tr><td>April</td><td>30</td></tr> <tr><td>May</td><td>30</td></tr> <tr><td>June</td><td>35</td></tr> <tr><td>July</td><td>30</td></tr> <tr><td>August</td><td>30</td></tr> <tr><td>September</td><td>30</td></tr> <tr><td>October</td><td>30</td></tr> <tr><td>November</td><td>25</td></tr> <tr><td>December</td><td>15</td></tr> </tbody> </table>	Month	Temperature (°C)	January	10	February	15	March	20	April	30	May	30	June	35	July	30	August	30	September	30	October	30	November	25	December	15	A
Month	Temperature (°C)																														
January	10																														
February	15																														
March	20																														
April	30																														
May	30																														
June	35																														
July	30																														
August	30																														
September	30																														
October	30																														
November	25																														
December	15																														
		<table border="1"> <thead> <tr> <th colspan="4" data-bbox="579 1247 1885 1286">Answer Options</th> </tr> <tr> <th data-bbox="579 1286 936 1328">Option A</th> <th data-bbox="936 1286 1255 1328">Option B</th> <th data-bbox="1255 1286 1570 1328">Option C</th> <th data-bbox="1570 1286 1885 1328">Option D</th> </tr> </thead> <tbody> <tr> <td data-bbox="579 1328 936 1409">April</td> <td data-bbox="936 1328 1255 1409">May</td> <td data-bbox="1255 1328 1570 1409">August</td> <td data-bbox="1570 1328 1885 1409">November</td> </tr> </tbody> </table>				Answer Options				Option A	Option B	Option C	Option D	April	May	August	November														
Answer Options																															
Option A	Option B	Option C	Option D																												
April	May	August	November																												

S. N	Folder Number & Question Code	Topic	Question with Answer Options	Image (If Any)	Correct Answer (Option-A, B, C, D)																										
13	4_23 Science 8947	A Busy Month CH-16	<p>Use the information given in the graph and answer the question. The graph below gives the average monthly temperatures during a year in New Delhi.</p> <p>What was the average temperature in the month of January?</p>	<table border="1"> <caption>Average Monthly Temperatures in New Delhi</caption> <thead> <tr> <th>Month</th> <th>Temperature (°C)</th> </tr> </thead> <tbody> <tr><td>January</td><td>10</td></tr> <tr><td>February</td><td>15</td></tr> <tr><td>March</td><td>20</td></tr> <tr><td>April</td><td>30</td></tr> <tr><td>May</td><td>30</td></tr> <tr><td>June</td><td>35</td></tr> <tr><td>July</td><td>30</td></tr> <tr><td>August</td><td>30</td></tr> <tr><td>September</td><td>30</td></tr> <tr><td>October</td><td>30</td></tr> <tr><td>November</td><td>25</td></tr> <tr><td>December</td><td>15</td></tr> </tbody> </table>	Month	Temperature (°C)	January	10	February	15	March	20	April	30	May	30	June	35	July	30	August	30	September	30	October	30	November	25	December	15	A
Month	Temperature (°C)																														
January	10																														
February	15																														
March	20																														
April	30																														
May	30																														
June	35																														
July	30																														
August	30																														
September	30																														
October	30																														
November	25																														
December	15																														
		Answer Options																													
		Option A	Option B	Option C	Option D																										
		10 degrees C	20 degrees C	25 degrees C	30 degrees C																										
14	4_24 Science 10173	A Busy Month CH-16	<p>Which of the following footprints was made by the animal in the picture shown above?</p>		B																										
		Answer Options																													
		Option A	Option B	Option C	Option D																										

S. N	Folder Number & Question Code	Topic	Question with Answer Options	Image (If Any)	Correct Answer (Option-A, B, C, D)												
15	1_3 Science 6543	A Busy Month CH-16	The beaks of birds can tell us what they eat, and how they eat it. See the information below: Here is a bird which doesn't have a beak. This bird feeds on dead animals. The beak of this bird will look like which of the ones above?	 	C												
		<table border="1" style="width: 100%; text-align: center;"> <thead> <tr> <th colspan="4">Answer Options</th> </tr> <tr> <th>Option A</th> <th>Option B</th> <th>Option C</th> <th>Option D</th> </tr> </thead> <tbody> <tr> <td>NUT CRACKER</td> <td>INSECT CRACKER</td> <td>FLESH EATER</td> <td>NECTER SIPPER</td> </tr> </tbody> </table>				Answer Options				Option A	Option B	Option C	Option D	NUT CRACKER	INSECT CRACKER	FLESH EATER	NECTER SIPPER
Answer Options																	
Option A	Option B	Option C	Option D														
NUT CRACKER	INSECT CRACKER	FLESH EATER	NECTER SIPPER														